



The fireplace, *rekindled.* **FireRock**



PRECISION-ENGINEERED

MASONRY FIREPLACES

FireRock offers a simple way to build a high-end, all-masonry fireplace and chimney. This smartly designed system installs in a matter of hours for less than half the cost of a traditional brick & mortar fireplace. Not only does it look great, it lasts forever.

## Why FireRock?

### Installs Fast.

Installs in less than a day compared to 1 to 2 weeks for traditional brick & mortar.

### Strong.

3000 PSI compressive strength. The strongest on the market.

### Smart.

Costs 50% less than traditional brick & mortar, and is precision-engineered to draw correctly.

### Stunning.


Looks better and lasts longer than a "metal box" fireplace.

### Long Lasting.

All models come with a 20 year warranty and a 100 year life expectancy.



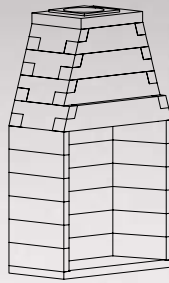
*You could spend twice as much building a traditional brick & mortar fireplace, but the only person that would know would be your accountant.*



### CONVENTIONAL

- FireRock's traditional model
- Angled back wall for better heat reflection
- Can be installed on a combustible floor using LiteRock installation application
- Accommodates FireRock masonry or approved metal chimney system


Available in six sizes: 30", 36", 42", 48", 60", and 72"



### RUMFORD

- Taller opening allows for a larger fire and greater heat reflection
- Great for homes with high ceilings
- Accommodates FireRock masonry or approved metal chimney system

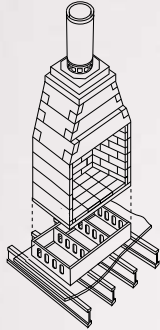
Available in four sizes: 30", 36", 42", and 48"



### OUTDOOR

- FireRock's solution for use in outdoor living spaces
- Firebox and chimney deliver on a single pallet

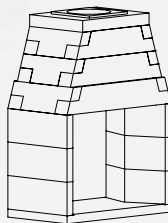
Available in three sizes: 30", 36", and 42"



### LITEROCK

- Allows for a wood burning fireplace on any combustible floor system
- Great for remodeling projects or second floor fireplace applications
- Requires the use of an approved metal chimney

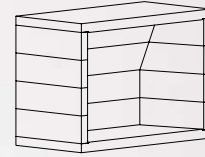
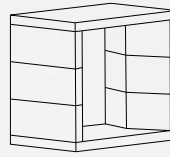
Available in three sizes: 30", 36", and 42"



### SEE-THROUGH

- Best see-through fireplace design on the market
- Architectural beauty of a fireplace in two rooms with only one flue
- Accommodates FireRock masonry or approved metal chimney system
- Also available in vent-free

Available in four sizes: 30", 36", 42", and 48"



### VENT-FREE

- Allows for a true masonry fireplace without a chimney
- Perfect for remodeling projects
- Can be installed on a combustible floor
- No glass doors required

Available in four sizes: 30", 36", 42", and 48"



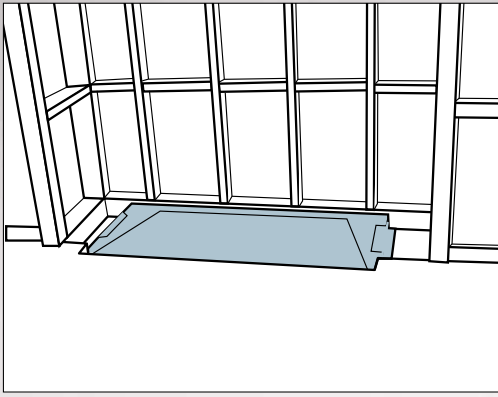
**SIZING CHART**

Model		Overall Width	Overall Depth	Firebox Height	Smoke Chamber Height	Opening Width	Opening Height	Firebox Depth	Weight
30"	Conventional	38"	28.5"	38"	23"	32.5"	34.5"	22.5"	1600
36"	Conventional	44"	28.5"	38"	32.5"	38.5"	34.5"	22.5"	1950
42"	Conventional	50"	28.5"	38"	32.5"	44.5"	34.5"	22.5"	2180
48"	Conventional	56"	28.5"	38"	42"	50.5"	34.5"	22.5"	2585
60"	Conventional	68"	28.5"	47.5"	42"	60.5"	34.5"	22.5"	3450
72"	Conventional	80"	28.5"	56"	42"	74.5"	43"	22.5"	4200
30"	Rumford	38"	28.5"	38"	23"	32.5"	34.5"	22.5"	1540
36"	Rumford	44"	28.5"	46.625"	32.5"	38.5"	43.125"	22.5"	2150
42"	Rumford	50"	28.5"	46.625"	32.5"	44.5"	43.125"	22.5"	2370
48"	Rumford	56"	28.5"	55.25"	42"	50.5"	51.75"	22.5"	3100
30"	Outdoor	38"	28.5"	29.375"	23"	32.5"	25.875"	22.5"	1900
36"	Outdoor	44"	28.5"	38"	23"	38.5"	34.5"	22.5"	2100
42"	Outdoor	50"	28.5"	38"	32.5"	44.5"	34.5"	22.5"	2600
30"	LiteRock	38"	28.5"	46"	23"	32.5"	34.5"	22.5"	1600
36"	LiteRock	44"	28.5"	46"	32.5"	38.5"	34.5"	22.5"	1950
42"	LiteRock	50"	28.5"	46"	32.5"	44.5"	34.5"	22.5"	2180
30"	See - Through	38"	28.5"	38"	23"	32.5"	34.5"	22.5"	1270
36"	See - Through	44"	28.5"	38"	32.5"	38.5"	34.5"	22.5"	1550
42"	See - Through	50"	28.5"	38"	32.5"	44.5"	34.5"	22.5"	1705
48"	See - Through	56"	28.5"	38"	42"	50.5"	34.5"	22.5"	2040
30"	See - Through Vent - Free	38"	28.5"	41.5"	n/a	32.5"	34.5"	22.5"	860
36"	See - Through Vent - Free	44"	28.5"	41.5"	n/a	38.5"	34.5"	22.5"	910
42"	See - Through Vent - Free	50"	28.5"	41.5"	n/a	44.5"	34.5"	22.5"	960
48"	See - Through Vent - Free	56"	28.5"	41.5"	n/a	50.5"	34.5"	22.5"	1010
30"	Vent - Free	38"	28.5"	41.5"	n/a	32.5"	34.5"	22.5"	1190
36"	Vent - Free	44"	28.5"	41.5"	n/a	38.5"	34.5"	22.5"	1320
42"	Vent - Free	50"	28.5"	41.5"	n/a	44.5"	34.5"	22.5"	1450
48"	Vent - Free	56"	28.5"	41.5"	n/a	50.5"	34.5"	22.5"	1580

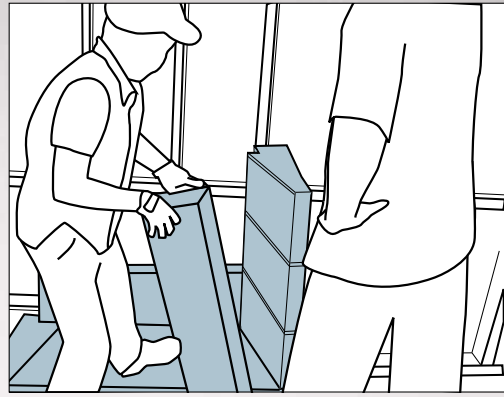
Custom sizes available.




# Installs in a matter of hours.




**1** Set base plate on non-combustible foundation.




**2** Stack fire box sides and start building the back.



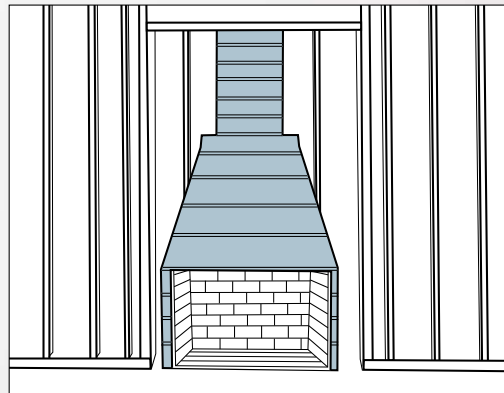
**3** Place centerbacks along rear of base plate.



**4** Set high-draft throat along top and build smoke chamber.



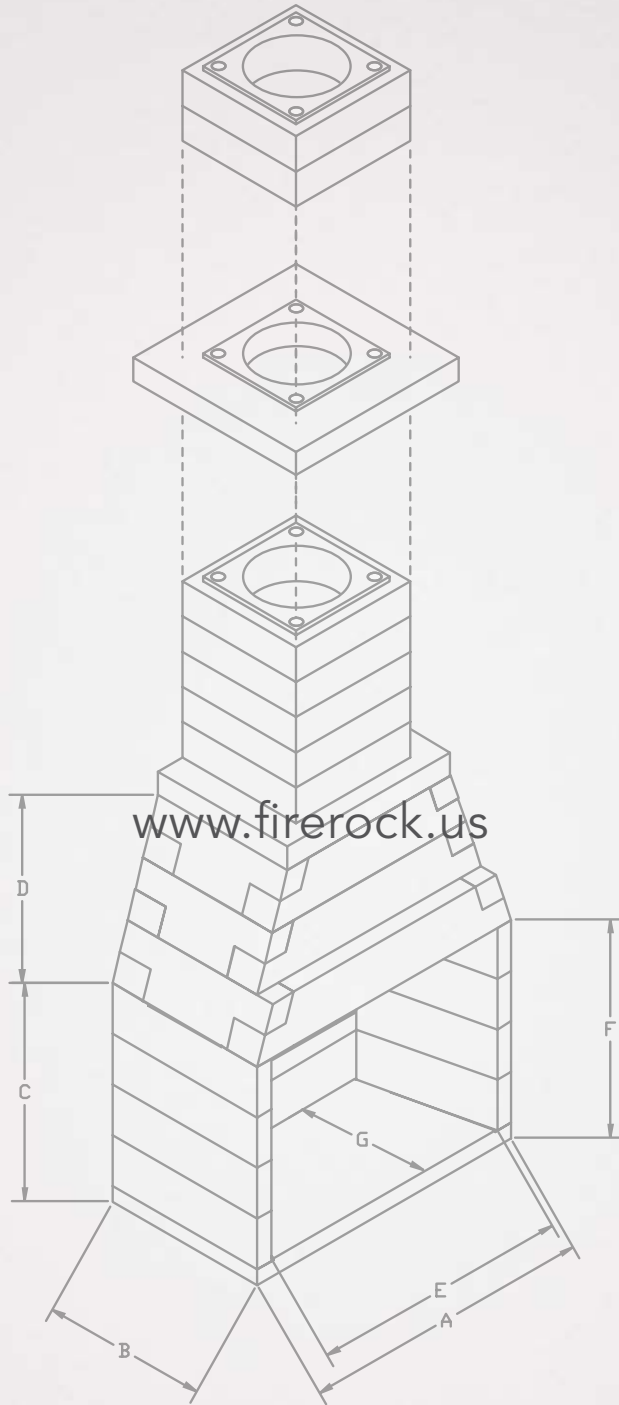
**5** Set chimney blocks in place.



**6** Install firebrick and fireplace is complete. Use FireRock's specially formulated adhesive mortar and always refer to the detailed instruction manual.

## APPLICATION GUIDE

Model	Residential	Commercial	Indoor	Outdoor	See - Through	Vent - Free	Combustible Floor Installation	Upper Floor Installation	Installs On Existing Flooring	FireRock Masonry Chimney System	Approved Metal Chimney System	Wood Burning	LP and Natural Gas Burning	Firebrick Lined	Permanent Log Grate	Build - In	Stone and Stone Veneer Finish Outside	Stucco Outside	Brick Finish Outside
Conventional	x	x	x	x					x	x	x	x	x		x	x	x	x	x
Rumford	x	x	x	x					x	x	x	x	x		x	x	x	x	x
Outdoor	x	x		x					x	x	x	x	x		x	x	x	x	x
LiteRock	x	x	x				x	x	x	x	x	x	x	x	x	x	x	x	x
See-Through	x	x	x	x	x				x	x	x	x	x		x	x	x	x	x
See - Through Vent - Free	x	x	x	x	x	x	x	x					x	x	x	x	x	x	x
Vent-Free	x	x	x	x		x	x	x					x	x		x	x	x	x



**FireRock**

The fireplace, *rekindled.*