



emberlok

MASONRY OUTDOOR FIREPLACE SYSTEMS



PRECISION-ENGINEERED MASONRY



FIREPLACE AND CHIMNEY SYSTEMS

Emberlok is a simple way to build a true masonry outdoor fireplace and chimney. This smartly designed system installs in an hour for less than half the cost of a traditional brick and mortar fireplace. And it enhances the value of any outdoor living space.



Why Emberlok?

Installs Fast.

Can be installed and ready to veneer in about an hour compared to 1 to 2 weeks for traditional brick and mortar.

Strong.

3000 PSI compressive strength. The strongest on the market.

Smart.

Costs 50% less than traditional brick & mortar, and is precision-engineered to draw correctly.

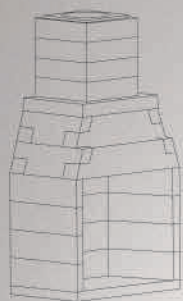
Stunning.

Looks better and lasts longer than a "metal box" fireplace.

Long Lasting.

All models come with a 20 year warranty and a 100 year life expectancy.

Make your backyard the envy of all your neighbors by creating an outdoor living space with a fireplace as the focal point.



OUTDOOR FIREPLACE

- Emberlok's traditional fireplace
- Firebox and chimney deliver on a single pallet

Available in three sizes:
30", 36", and 42"



ARCHED FRONT OUTDOOR FIREPLACE

- Emberlok's traditional fireplace with a Tuscan arch
- Firebox and chimney deliver on a single pallet

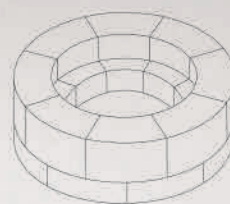
Available in three sizes:
30", 36", and 42"



OUTDOOR RUMFORD

- Taller opening allows for a larger fire and greater heat reflection
- Adds a Victorian touch to your outdoor room

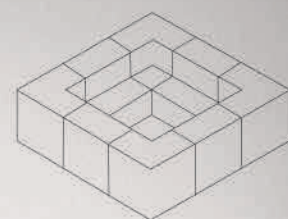
Available in three sizes:
30", 36", and 42"



EMBERPIT ROUND

- Modular design with no single component over 60 lbs.
- Riser kit(s) available as add-on(s) for increased height

Available in one size:
44"



EMBERPIT SQUARE

- Modular design with no single component over 60 lbs.
- Extension blocks available to add length and width for custom sizes

Available in four sizes:
36", 48", 60", and 72"

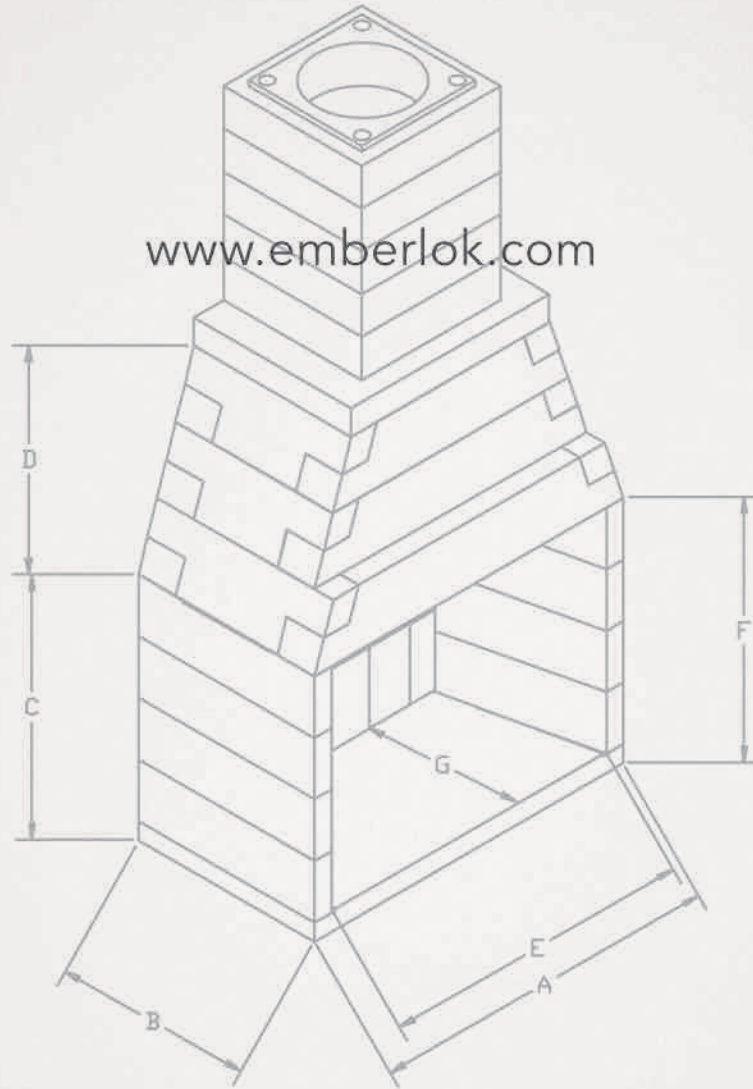
Model		Overall Height	Overall Depth	Overall Width	Overall Diameter	Firebox Opening Height	Smoke Chamber Height	Weight in Pounds
30"	Outdoor Fireplace	76.63"	28.5"	38"	n/a	29.38"	23"	1900
36"	Outdoor Fireplace	84.75"	28.5"	44"	n/a	38"	23"	2100
42"	Outdoor Fireplace	106.13"	28.5"	50"	n/a	38"	32.5"	2600
30"	Arched Front Outdoor Fireplace	76.63"	28.5"	38"	n/a	25.375"*	23"	1950
36"	Arched Front Outdoor Fireplace	84.75"	28.5"	44"	n/a	34" *	23"	2160
42"	Arched Front Outdoor Fireplace	106.13"	28.5"	50"	n/a	34"*	32.5"	2670
30"	Outdoor Rumford	84.75"	28.5"	38"	n/a	34"	23"	2100
36"	Outdoor Rumford	106.13"	28.50"	44"	n/a	42.13"	32.50"	2650
42"	Outdoor Rumford	118.13"	28.50"	50"	n/a	42.13"	32.50"	3000
44"	EmberPit Round	12"*	n/a	n/a	44"	n/a	n/a	528
36"	EmberPit Square	12"*	36"	36"	n/a	n/a	n/a	456
48"	EmberPit Square	12"*	48"	48"	n/a	n/a	n/a	672
60"	EmberPit Square	12"*	60"	60"	n/a	n/a	n/a	1104
72"	EmberPit Square	12"*	72"	72"	n/a	n/a	n/a	1320

Custom sized rectangular EmberPits available; call your Emberlok distributor for pricing. * Measurement at top of arch.

** Height Extension Kit adds 6 inches to the overall height. The kit also adds 320-1512 lbs depending on the width of the EmberPit.



www.emberlok.com



emberlok